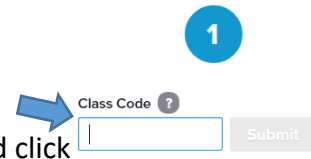


Name _____
Group _____

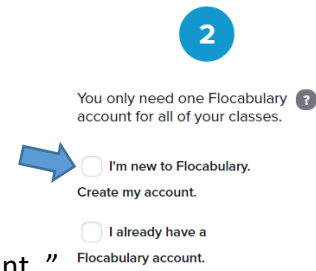
## To join your class...

- Go to your grade's page on my website.
- Click the bright green FV button at the top.
- Scroll down the page to find your group.
- Highlight and copy the code under your group's name, *example: DKK6RZ*.
- Click the picture of your group's character, located to the right of its name.
- Click "Start as a Student"

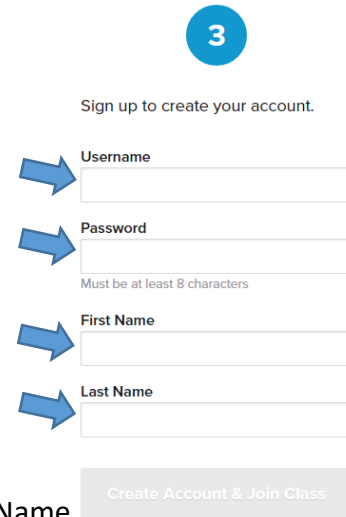
- Right-click and paste your code into the Class Code box and click Submit.






- Check the box for "I'm new to Flocabulary. Create my account."



- Create a username and password and enter your real First Name and Last Name. Click Create Account & Join Class.
- Immediately (no exceptions, at all, whatsoever, for anyone) write down your username and password in your planner and on the lines below.***



 **Group Name:** \_\_\_\_\_  
 **Username:** \_\_\_\_\_  
 **Password:** \_\_\_\_\_

*You won't need to perform this step again unless you are moved to a new group or go to a new grade.*

## **PART 1 (Usually due Friday)**

### **STEP 1: VIDEO**

Watch the video.

Answer the Quick Review questions.

*TURN IT IN!*

### **STEP 2: DICTIONARY DIG**

Write the spelling, syllables, part(s) of speech, definition(s), synonym(s) and antonyms(s), sentence, and picture for every word.

*TURN IT IN!*

## **PART 2 (Usually due Wednesday)**

### **STEP 3: VOCABULARY GAME**

Play the game until the end by answering each question.

*SUBMIT ONLINE!*

### **STEP 4: READ & RESPOND**

Answer each question. Write the explanations for the correct answers on the questions you miss.

*TURN IT IN!*

*SUBMIT ONLINE!*

### **STEP 5: QUIZ**

Answer each question. Write the question, correct answer, and give an explanation for the questions you miss.

*TURN IT IN!*

### **STEP 6: CREATE**

*SUBMIT ONLINE!* Write a rap or paragraph according to instructions.

## **SPELLING QUIZ (Usually on Thursday)**

Be prepared to spell all of the words in your unit. Use the resources on Homework Hideaway to prepare for the quiz.


## To work a new unit...

- Go to [www.flocabulary.com](http://www.flocabulary.com) and log in (*don't click to Join a Class again*) with your username and password.
- See your unit assignments by hovering over the Assignments tab at the top or your name at the top right and then going to My Assignments or My Classes.
- For each unit, there will be five activities to be done (Video, Vocab Game, Read & Respond, Quiz, and Lyric Lab). There is also written work. Please follow the procedure below to complete all of these.


### Part 1 (Usually due Friday)



#### • STEP 1: VIDEO WATCH

- With no distractions and at an appropriate volume, watch the full video.
- On a new sheet of paper, create an MLA heading with the title being QR (for Quick Review), your group name, and the name of the unit as a subtitle, like this – QR, Ron Weasley: The Great Escape.
- Click the  QUICK REVIEW button below the video and go through the questions – re-watching the video if necessary – and write the correct answer for each one, numbering as you go. Full sentences and RAP are not required for this assignment. *TURN IT IN!*

#### • STEP 2: DICTIONARY DIG

- On a new sheet of paper, create an MLA heading with the title DD (for Dictionary Dig), your group name, and the name of the unit as a subtitle, like this – DD, Ron Weasley: The Great Escape.
- Open the lyrics to the video. Notice the boxed words throughout the lyrics. Those are the words you're learning in this unit. Click on each one and play the pronunciation by clicking the  button. Repeat after the pronunciation, saying each word correctly.




- Click the VOCAB activity button to the left of the video. You will see all of the words in alphabetical order. Some may be repeated with a <sup>1</sup> or <sup>2</sup> next to them. This is because the same word has different parts of speech.

□ Going in the alphabetical order of the words that you see, follow this procedure for each word, numbering as you go:

a. *Write the word*, spelled correctly. Remember that some words may repeat because they have multiple parts of speech. Only write each word once.

b. Using a print dictionary, look up this word. Find the

 **vis·i·bil·i·ty** /ˌvɪzəˈbɪlɪti/ n [U] **1** the distance it is possible to see, especially when this is affected by weather conditions: *Visibility on the roads is down to 20.*

*syllable breakdown. Write the word again, dividing it by syllables this time, just like you see in the dictionary.*

c. On the Flocabulary site, click on each card. Write the part of speech and **a paraphrased definition** for each word. On the next line, write synonyms and antonyms for the word. *These may not always be present.*

d. Write an original sentence using the word in **each of its parts of speech** (i.e., for 'run,' I could write both, "The coach made us run four laps before practice," and "I went for a run early this morning.")

e. Draw a picture that illustrates this word in **one** of its parts of speech.

TURN IT IN!

## Part 2 (Usually due Wednesday)

### ● STEP 3: VOCABULARY GAME



- Go to the **VOCAB GAME** activity. Follow the directions to answer each question, and play until the game ends itself.

### ● STEP 4: READ & RESPOND



- Go to the **READ & RESPOND** activity. Follow the directions to answer the question. When you've chosen your answer, click **CONFIRM ANSWER**.
- The correct answer will be lit up green with an explanation under it.
- If you get an answer wrong, write the explanation given in green.
- If you don't miss any answers, you're done. You won't have to turn in anything on paper.

### ● STEP 5: QUIZ

- On a new sheet of paper, create an MLA heading with the title being Quiz, your group name, and the name of the unit as a subtitle, like this – Quiz, Ron Weasley: The Great Escape.



- Go to the **QUIZ** activity. Follow the directions and answer all of the questions. When you've answered the last question, you'll push **SUBMIT QUIZ**.
- You'll see your percentage of correct answers. Underneath that, push **REVIEW YOUR ANSWERS**. If you don't miss any of the answers, you're done. If you did miss some, keep working: Click on the first gray X mark that you see. Write the question and then the correct answer. In one sentence, explain why that answer is correct. Do this for all the questions you missed.

- **STEP 6: CREATE**



- Go to the **CREATE** activity. Follow the instructions (which are different every time) to write a rap or paragraph with your vocabulary words.
  - a. You will be graded for spelling the vocabulary words correctly and proper grammar and conventions throughout.

- Save when you're done.

- There is no need to print this, but if you want a print-out click



Export to PDF

and open the file to print it.

SUBMIT ONLINE!

# FLOCABULARY VOCABULARY TURN IT IN PAGES

○ Sample Student  
Miss Shackelford  
ELA 6  
1 November 2017

QR: Ron Weasley: The Great Escape

1.

○ 2.

3.

4.

5.


○

Write the correct answer, numbering as you go.

Full sentences and RAP not required

○ Sample Student  
Miss Shackelford  
ELA 6  
1 November 2019

DD, Ron Weasley: The Great Escape

1 a. permission  
b. per mi ssion  
c. part of speech, para. definition  
Syn.:  
Ant.:  
part of speech, para. definition  
Syn.:  
Ant.:  
d. I need permission to go on the field trip.  
e. 

Only write each word once.

Find in the dictionary.

Paraphrase your definition (look at reverse).

If there are no synonyms or antonyms listed, skip that.

Draw a picture to illustrate the word in one of its parts of speech.

Write an original sentence using the word in each part of speech.

When there is a second card, start over on a new line in the c. section.

○ Sample Student  
Miss Shackelford  
ELA 6  
1 November 2019

R&R, Ron Weasley: The Great Escape

1.

○ 2.

3.

4.

5.

○

Write the explanation for anything you missed (in green).

○ Sample Student  
Miss Shackelford  
ELA 6  
1 November 2017

Quiz, Ron Weasley: The Great Escape

1. Q: Which of the following sentences best demonstrates the meaning of remorse?  
A: (A) A thief regretted he stole a woman's purse.  
Regret for something wrong, like stealing another person's belongings, is the meaning of remorse.

○

Write the question and correct answer for anything you missed (find the gray X marks).

In one sentence, explain your answer.

# HOW TO PARAPHRASE

## Steps to paraphrase a paragraph:

1. **Read:** *Identify the part of the source that is relevant and read this section. Try to focus on the key points that the author is trying to convey.*
2. **Point the Main Idea:** *From memory and using your own words, list the key points that you identified during your reading.*
3. **Reread:** *Go back to the original and reread the section. Try to identify if there are any points that you have missed.*
4. **Paraphrase:** *Using the list of key points summarize the source. Do not simply repeat your list – present the ideas in a logical sequence.*
5. **Check:** *Compare your summary with the original. It should be apparent that what you have written is in your own words and accurate.*
6. **Reference:** *If you have paraphrased someone else's work, it is appropriate to give them credit by referencing them in the body of your work and at the end in your reference list.*

### TIPS

*Change the original word choice.*

*Use your F.V. or academic vocabulary.*

*Use a thesaurus.*

*Change the structure.*

# HOW NOT TO PARAPHRASE

## Paraphrasing is not...

- ∅ **Quoting:** *A direct quotation uses the exact phrasing of a source, word for word, indicated through quotation marks and citation of the author.*
- ∅ **Summarizing:** *A summary fully recaps a source you have read or a passage of information, but in a much more condensed version.*
- ∅ **Repeating:** *Don't rely on repeating what someone else says; explain someone's ideas in different terms.*
- ∅ **Generalizing:** *Paraphrasing remains as specific as the original source. It restates information with the same depth of detail, but in different words.*

### NO-NOS

*Only replacing synonyms*

*Rearranging the same sentence or information*

*Adding or removing parts*

*Partially paraphrasing while keeping other original phrases*

*Forgetting to cite your source.*